



**HOUSTON HEALTH**  
DEPARTMENT

**2025 HIV SURVEILLANCE  
QUARTERLY REPORT  
(2025-Q1)**

**Prepared by:**

HHD Data Services Program

April 3, 2025

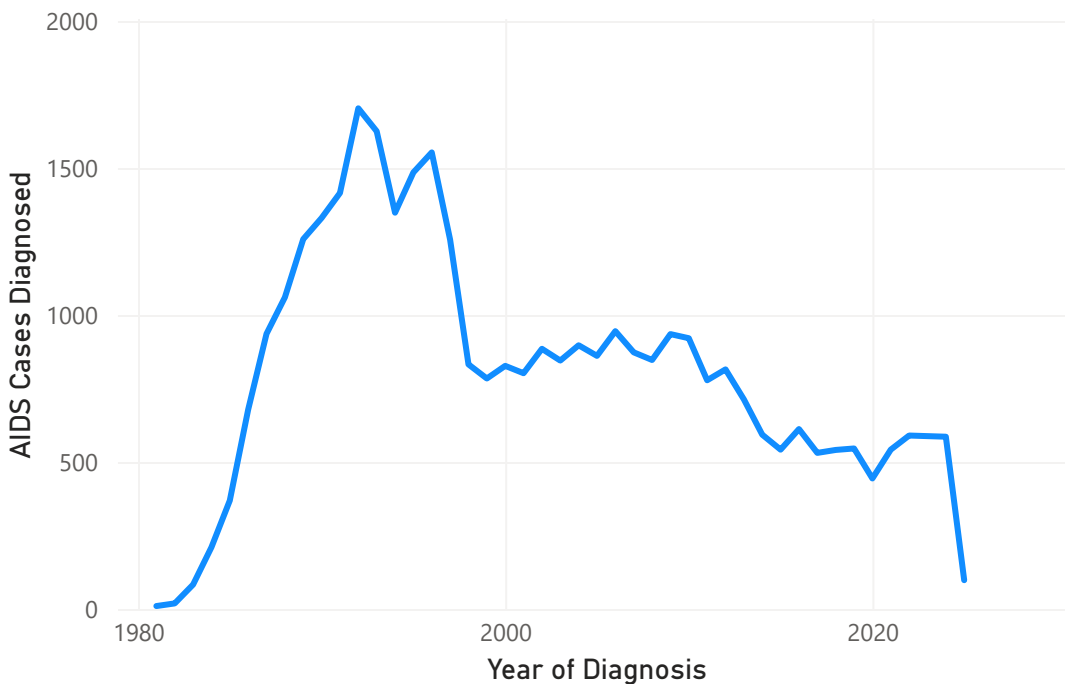
# AIDS: Summary of Houston/Harris County Cases

## Cumulative Reported 1981-03/31/2025

**Table 1: Reported AIDS Cases by Race/Ethnicity, Sex and Age at Diagnosis**

		White		Black		Hispanic		Multi/Unk /Other		Total	
		No.	%	No.	%	No.	%	No.	%	No.	%
Sex	Age										
1.Male	0 - 04 yrs	9	0.1	41	0.3	15	0.2	1	0.1	66	0.2
	05 - 12 yrs	4	0	8	0.1	4	0	0	0	16	0
	13 - 19 yrs	20	0.2	129	0.9	77	0.9	14	1.1	240	0.7
	20 - 29 yrs	1606	14.1	2190	15.1	1842	20.5	220	17.3	5858	16.2
	30 - 39 yrs	4689	41.3	3489	24	3076	34.3	368	28.9	11622	32.2
	40 - 49 yrs	2890	25.5	2451	16.9	1629	18.2	256	20.1	7226	20
	Over 50	1377	12.1	1565	10.8	856	9.5	142	11.1	3940	10.9
	Total	10595	93.3	9873	68	7499	83.6	1001	78.6	28968	80.2
2.Female	Age										
	0 - 04 yrs	4	0	39	0.3	18	0.2	2	0.2	63	0.2
	05 - 12 yrs	2	0	10	0.1	4	0	0	0	16	0
	13 - 19 yrs	13	0.1	106	0.7	28	0.3	9	0.7	156	0.4
	20 - 29 yrs	166	1.5	1038	7.2	337	3.8	52	4.1	1593	4.4
	30 - 39 yrs	245	2.2	1599	11	485	5.4	98	7.7	2427	6.7
	40 - 49 yrs	198	1.7	1151	7.9	357	4	64	5	1770	4.9
	Over 50	129	1.1	698	4.8	243	2.7	48	3.8	1118	3.1
Total	757	6.7	4641	32	1472	16.4	273	21.4	7143	19.8	
Total	Age										
	0 - 04 yrs	13	0.1	80	0.6	33	0.4	3	0.2	129	0.4
	05 - 12 yrs	6	0.1	18	0.1	8	0.1	0	0	32	0.1
	13 - 19 yrs	33	0.3	235	1.6	105	1.2	23	1.8	396	1.1
	20 - 29 yrs	1772	15.6	3228	22.2	2179	24.3	272	21.4	7451	20.6
	30 - 39 yrs	4934	43.5	5088	35.1	3561	39.7	466	36.6	14049	38.9
	40 - 49 yrs	3088	27.2	3602	24.8	1986	22.1	320	25.1	8996	24.9
	Over 50	1506	13.3	2263	15.6	1099	12.3	190	14.9	5058	14
Total	11352	100	14514	100	8971	100	1274	100	36111	100	

**Figure 1: Reported AIDS Cases by Diagnosis Year**



**Table 2: Reported AIDS Cases by City of Residence at Diagnosis**

City	Cases	%
Baytown	297	0.82
Bellaire	94	0.26
Houston	32926	91.18
Humble	483	1.34
Katy	323	0.89
Other	1095	3.03
Pasadena	528	1.46
Spring	365	1.01
<b>Total</b>	<b>36111</b>	<b>99.99</b>

**Table 3: Reported AIDS Cases by Mortality Status**

Status	Cases	%
Deceased	20775	57.53
Presumed Living	15336	42.47
<b>Total</b>	<b>36111</b>	<b>100.00</b>

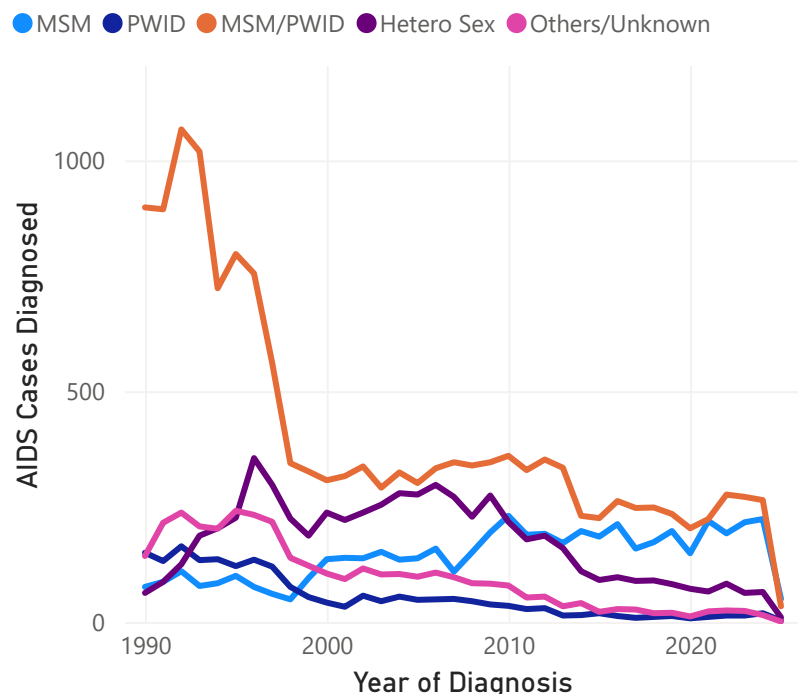
**Bureau of Epidemiology Houston Health Department Contact Phone: (832)-393-5080**

Note: Totals for all categories presented may change due to reporting delays or reclassification. 2024 and 2025 data are provisional and subject to change

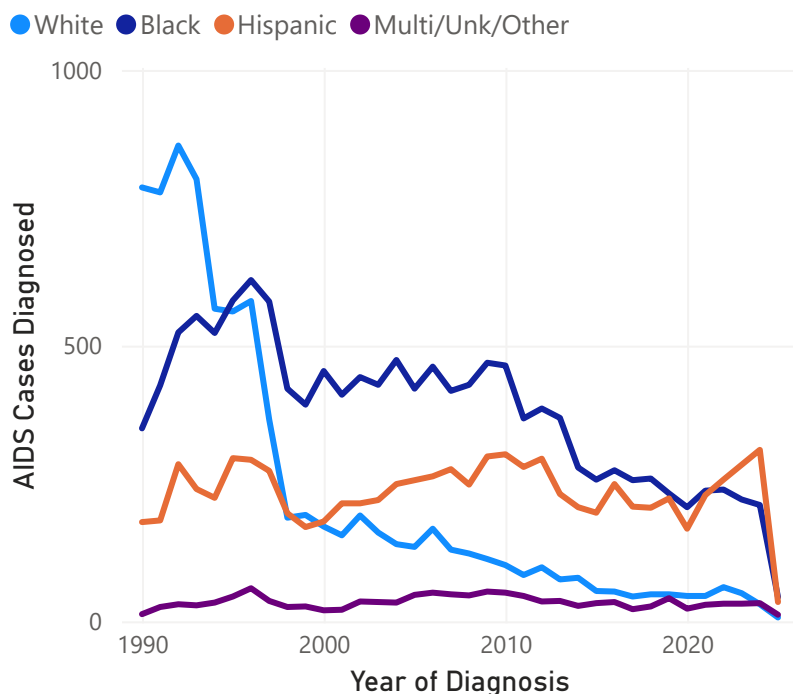
**Table 4. Reported AIDS Cases by Race/Ethnicity, Sex and Identified Risk**

		White		Black		Hispanic		Multi/Unk /Other		Total	
		No.	%	No.	%	No.	%	No.	%	No.	%
Sex	Risk										
1.Male	Male-to-Male Sexual Contact	8265	72.8	4643	32	4726	52.7	581	45.6	18215	50.4
	People Who Inject Drug (PWID)	431	3.8	1348	9.3	357	4	74	5.8	2210	6.1
	Hemophilia	23	0.2	11	0.1	14	0.2	2	0.2	50	0.1
	Heterosexual Contact	211	1.9	1540	10.6	733	8.2	103	8.1	2587	7.2
	Blood Transfusion	44	0.4	8	0.1	6	0.1	2	0.2	60	0.2
	Mother with HIV	8	0.1	63	0.4	25	0.3	2	0.2	98	0.3
	Other/Undetermined	490	4.3	1475	10.2	1213	13.5	147	11.5	3325	9.2
	Total	10595	93.3	9873	68	7499	83.6	1001	78.6	28968	80.2
2.Female	Risk										
	People Who Inject Drug (PWID)	271	2.4	1020	7	153	1.7	45	3.5	1489	4.1
	Hemophilia	0	0	1	0	1	0	0	0	2	0
	Heterosexual Contact	326	2.9	2420	16.7	821	9.2	144	11.3	3711	10.3
	Blood Transfusion	22	0.2	8	0.1	10	0.1	0	0	40	0.1
	Mother with HIV	3	0	74	0.5	34	0.4	3	0.2	114	0.3
	Other/Undetermined	135	1.2	1118	7.7	453	5	81	6.4	1787	4.9
	Total	757	6.7	4641	32	1472	16.4	273	21.4	7143	19.8
Total	Risk										
	Male-to-Male Sexual Contact	8265	72.8	4643	32	4726	52.7	581	45.6	18215	50.4
	People Who Inject Drug (PWID)	702	6.2	2368	16.3	510	5.7	119	9.3	3699	10.2
	Hemophilia	23	0.2	12	0.1	15	0.2	2	0.2	52	0.1
	Heterosexual Contact	537	4.7	3960	27.3	1554	17.3	247	19.4	6298	17.4
	Blood Transfusion	66	0.6	16	0.1	16	0.2	2	0.2	100	0.3
	Male to Male Sex & PWID	1123	9.9	785	5.4	425	4.7	90	7.1	2423	6.7
	Mother with HIV	11	0.1	137	0.9	59	0.7	5	0.4	212	0.6
	Other/Undetermined	625	5.5	2593	17.9	1666	18.6	228	17.9	5112	14.2
Total	11352	100	14514	100	8971	100	1274	100	36111	100	

**Figure 2: AIDS Cases by Risk**



**Figure 3: AIDS Cases by Race**



**Bureau of Epidemiology Houston Health Department Contact Phone: (832)-393-5080**

Note: Totals for all categories presented may change due to reporting delays or reclassification. 2024 and 2025 data are provisional and subject to change

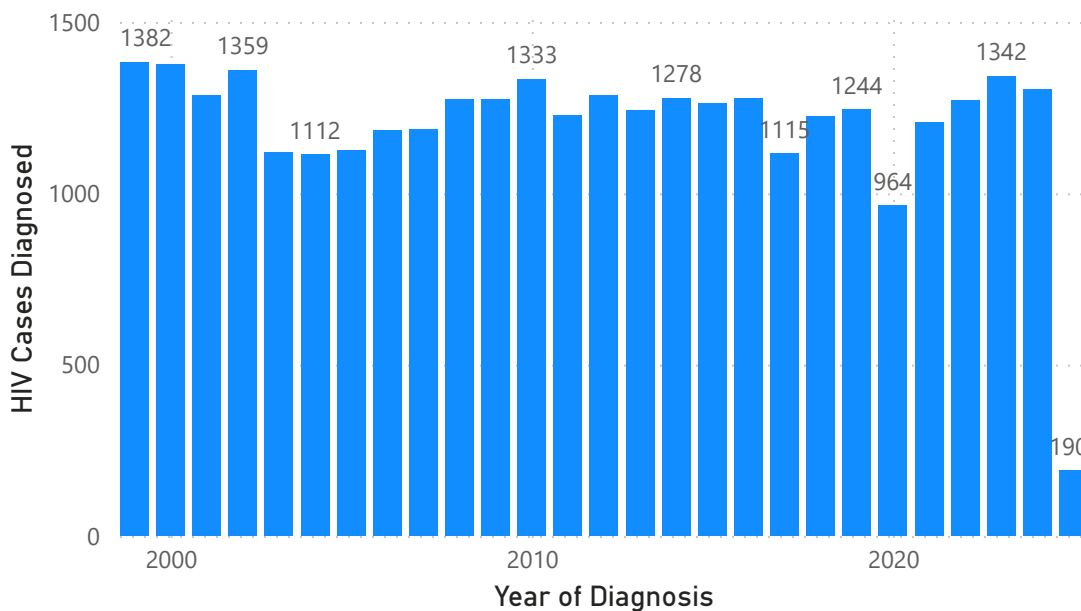
# HIV: Summary of Adult\* Reportable Houston/Harris County Cases

## Cumulative Reported 1999-03/31/2025

**Table 5: Reported HIV Cases, Regardless of AIDS Status, by Race/Ethnicity, Sex and Age at Diagnosis**

		White		Black		Hispanic		Multi/Unk /Other		Total	
		No.	%	No.	%	No.	%	No.	%	No.	%
Sex	Age										
1.Male	13 - 19 yrs	63	1.1	637	3.9	474	3.7	61	3.3	1235	3.4
	20 - 29 yrs	1127	20.4	4006	24.2	4018	31.8	527	28.9	9678	26.5
	30 - 39 yrs	1707	30.9	3100	18.7	3487	27.6	427	23.4	8721	23.9
	40 - 49 yrs	1128	20.4	1873	11.3	1705	13.5	262	14.4	4968	13.6
	Over 49	778	14.1	1274	7.7	884	7	134	7.4	3070	8.4
	Total	4803	87	10890	65.8	10568	83.6	1411	77.5	27672	75.8
2.Female	13 - 19 yrs	33	0.6	424	2.6	148	1.2	38	2.1	643	1.8
	20 - 29 yrs	176	3.2	1795	10.9	666	5.3	129	7.1	2766	7.6
	30 - 39 yrs	210	3.8	1657	10	613	4.8	120	6.6	2600	7.1
	40 - 49 yrs	178	3.2	1034	6.3	368	2.9	67	3.7	1647	4.5
	Over 49	122	2.2	739	4.5	278	2.2	56	3.1	1195	3.3
	Total	719	13	5649	34.2	2073	16.4	410	22.5	8851	24.2
Total	13 - 19 yrs	96	1.7	1061	6.4	622	4.9	99	5.4	1878	5.1
	20 - 29 yrs	1303	23.6	5801	35.1	4684	37.1	656	36	12444	34.1
	30 - 39 yrs	1917	34.7	4757	28.8	4100	32.4	547	30	11321	31
	40 - 49 yrs	1306	23.7	2907	17.6	2073	16.4	329	18.1	6615	18.1
	Over 49	900	16.3	2013	12.2	1162	9.2	190	10.4	4265	11.7
	Total	5522	100	16539	100	12641	100	1821	100	36523	100

**Figure 4: Adult HIV Cases in Houston/Harris County**



HIV became reportable in 1999. The year of diagnosis in Figure 4 is the year of the earliest known test and may not be the same year as the reportable test. Reportable tests with diagnosis year before 1999 are not displayed in Figure 4.

**Table 6: Reported Adult HIV Cases by City of Residence at Diagnosis**

City	Cases	%
Baytown	335	0.92
Bellaire	30	0.08
Houston	32298	88.43
Humble	791	2.17
Katy	540	1.48
Other	1421	3.89
Pasadena	543	1.49
Spring	565	1.55
<b>Total</b>	<b>36523</b>	<b>100.01</b>

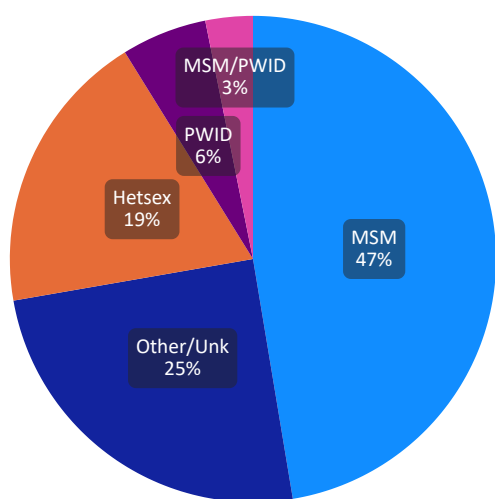
**Table 7: Reported Adult HIV Cases by Mortality Status**

Status	Cases	%
Deceased	7737	21.18
Presumed Living	28786	78.82
<b>Total</b>	<b>36523</b>	<b>100.00</b>

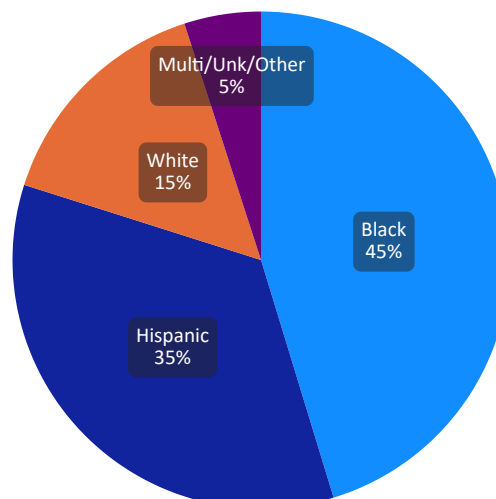
**Table 8: Reported HIV Cases, Regardless of AIDS Status, by Race/Ethnicity, Sex and Identified Risk**

Sex	Risk	White		Black		Hispanic		Multi/Unk /Other		Total	
		No.	%	No.	%	No.	%	No.	%	No.	%
1.Male	Male-to-Male Sexual Contact	3464	62.7	5675	34.3	7235	57.2	931	51.1	17305	47.4
	People Who Inject Drug (PWID)	180	3.3	698	4.2	220	1.7	55	3	1153	3.2
	Male to Male Sex & PWID	339	6.1	424	2.6	323	2.6	66	3.6	1152	3.2
	Heterosexual Contact	151	2.7	1502	9.1	767	6.1	115	6.3	2535	6.9
	Other/Undetermined	669	12.1	2591	15.7	2023	16	244	13.4	5527	15.1
	<b>Total</b>		<b>4803</b>	<b>87</b>	<b>10890</b>	<b>65.8</b>	<b>10568</b>	<b>83.6</b>	<b>1411</b>	<b>77.5</b>	<b>27672</b>
2.Female	Risk										
	People Who Inject Drug (PWID)	177	3.2	606	3.7	105	0.8	34	1.9	922	2.5
	Heterosexual Contact	283	5.1	2839	17.2	1035	8.2	213	11.7	4370	12
	Other/Undetermined	259	4.7	2204	13.3	933	7.4	163	9	3559	9.7
<b>Total</b>		<b>719</b>	<b>13</b>	<b>5649</b>	<b>34.2</b>	<b>2073</b>	<b>16.4</b>	<b>410</b>	<b>22.5</b>	<b>8851</b>	<b>24.2</b>
Total	Risk										
	Male-to-Male Sexual Contact	3464	62.7	5675	34.3	7235	57.2	931	51.1	17305	47.4
	People Who Inject Drug (PWID)	357	6.5	1304	7.9	325	2.6	89	4.9	2075	5.7
	Male to Male Sex & PWID	339	6.1	424	2.6	323	2.6	66	3.6	1152	3.2
	Heterosexual Contact	434	7.9	4341	26.2	1802	14.3	328	18	6905	18.9
	Other/Undetermined	928	16.8	4795	29	2956	23.4	407	22.4	9086	24.9
<b>Total</b>		<b>5522</b>	<b>100</b>	<b>16539</b>	<b>100</b>	<b>12641</b>	<b>100</b>	<b>1821</b>	<b>100</b>	<b>36523</b>	<b>100</b>

**Figure 5: Reported Adult HIV Cases in Houston/HarrisCo., by Identified Risk 1/1/1999 - 03/31/2025**



**Figure 6: Reported Adult HIV Cases in Houston/Harris Co., by Race/Ethnicity 1/1/1999 - 03/31/2025**



### Notes on HIV and AIDS categories

HIV became a reportable condition in Texas in 1999 when positive HIV Western blots performed after 1998 became reportable. In the year 2000, the case definition was expanded to include any detectable HIV viral load performed after 1999. So Houston/Harris County began reporting HIV in 1999. During the investigation of a positive HIV report, an earlier HIV diagnosis date may be discovered. An HIV case may be reported in 1999, but the HIV diagnosis date may be an earlier date such as 1994. Thus, the sum of all HIV cases reported from 1999 forward (the total number in Table 5) does not equal the sum of the HIV cases diagnosed from 1999 forward (the sum of the cases shown in Fig. 4).

As reported in this quarterly report, HIV and AIDS categories are not mutually exclusive categories. If a person has a reportable HIV test after 1998, the person will be counted as an HIV case, regardless of AIDS status. If the same person subsequently develops AIDS, the person will continue to be counted as an HIV case, regardless of AIDS status, but in addition be counted as an AIDS case. Thus, one cannot add the HIV and AIDS cases together to compute the number of cases of HIV or AIDS.

### Interstate Duplication Evaluation Project (IDEP)

In October 2004, the state health departments and the CDC evaluated and resolved interstate duplication of HIV and AIDS case reports submitted to the national database. Less than 1% of the HIV-only cases and less than 2% of the AIDS cases were found to be duplicates in the Houston/Harris Co. database as a result of the IDEP project. Now the state health departments together with the CDC periodically compare cases, and evaluate and resolve interstate duplication of reporting.

### Note on Heterosexual Contact Risk Category

The heterosexual contact risk category refers to heterosexual contact with people known to have HIV or at high risk for HIV (bisexual men or PWID).