

# 2017 Near Northside Health Profile

The Near Northside Neighborhood is one of the Houston Complete Communities designated by Mayor Sylvester Turner. This health profile of Near Northside includes data on key health behaviors, health outcomes and the use of preventive services in the area.



**HOUSTON HEALTH**  
DEPARTMENT

## Complete Communities





Photos by Adrianna Blair



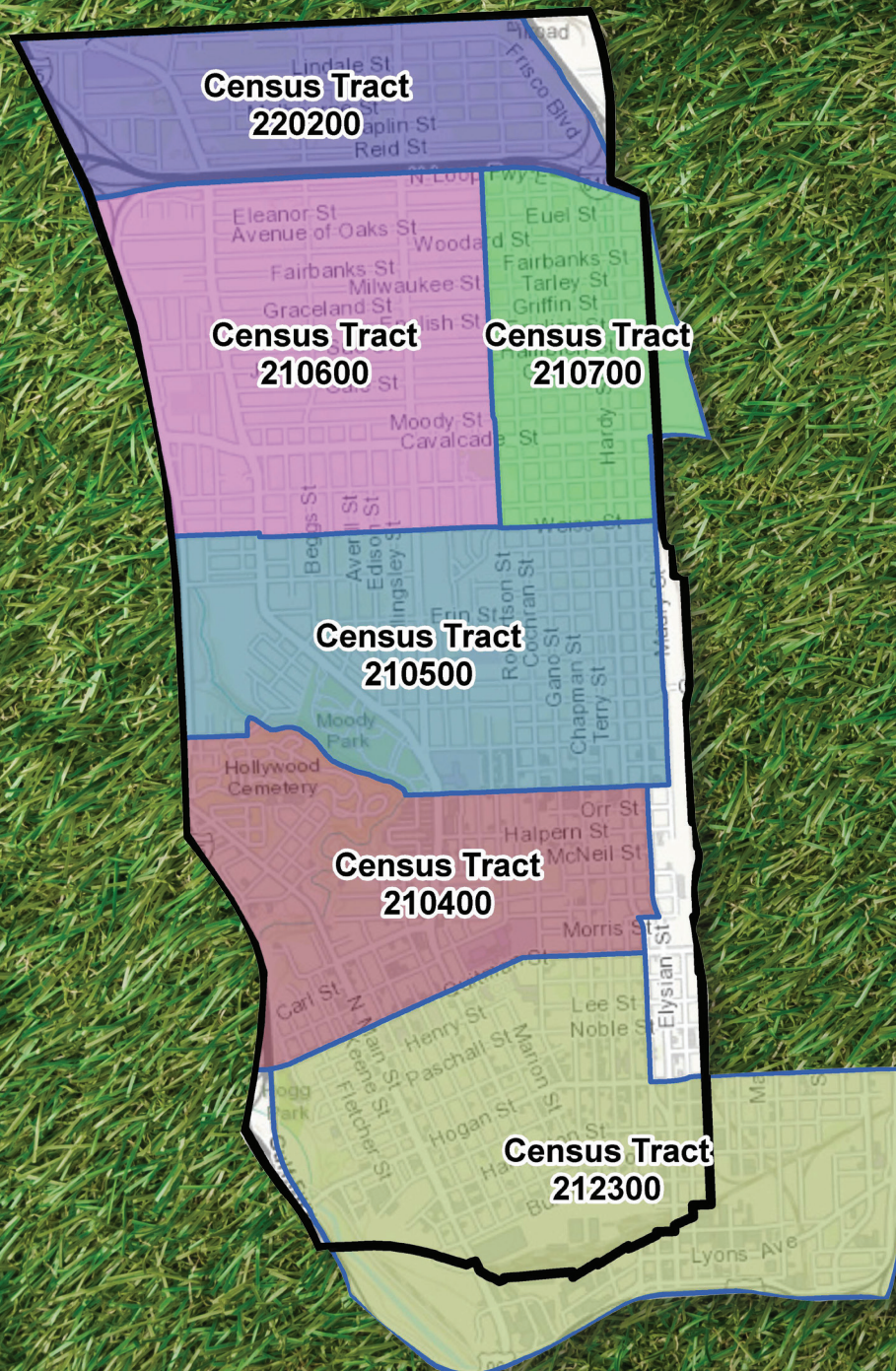




# Contents

<b>3</b>	<b>The Area</b>
<b>4</b>	<b>Demographics</b>
<b>7</b>	<b>Health Behaviors</b>
<b>8</b>	<i>Smoking</i>
<b>8</b>	<i>Binge Drinking</i>
<b>9</b>	<i>No Leisure-Time Physical Activity</i>
<b>11</b>	<b>Health Outcomes</b>
<b>12</b>	<i>Asthma</i>
<b>13</b>	<i>High Blood Pressure</i>
<b>14</b>	<i>High Cholesterol</i>
<b>15</b>	<i>Diabetes</i>
<b>16</b>	<i>Chronic Kidney Disease</i>
<b>17</b>	<i>Chronic Obstructive Pulmonary Disease</i>
<b>18</b>	<i>Coronary Heart Disease</i>
<b>19</b>	<i>Stroke</i>
<b>20</b>	<i>Poor Mental Health</i>
<b>20</b>	<i>Poor Physical Health for 14+ days</i>
<b>21</b>	<i>Obesity</i>
<b>23</b>	<b>Use of Preventive Services</b>
<b>24</b>	<i>Lack Health Insurance</i>
<b>25</b>	<i>Receive Routine Checkups</i>
<b>26</b>	<i>Dental Visit</i>
<b>27</b>	<i>Mammography Use</i>
<b>28</b>	<i>Pap Smear Use</i>
<b>29</b>	<i>Colon Cancer Screening</i>
<b>31</b>	<b>Conclusions</b>







A pair of black sneakers and a silver water bottle are positioned on a green grassy surface. Overlaid on this scene is a semi-transparent map of the City of Houston. The map shows the city's outline, with a specific area in the north-central part highlighted in a darker shade of gray. A small purple L-shaped icon is placed to the right of the 'Near Northside' text.

Near Northside

City of Houston

# The Area

## Near Northside Super Neighborhood

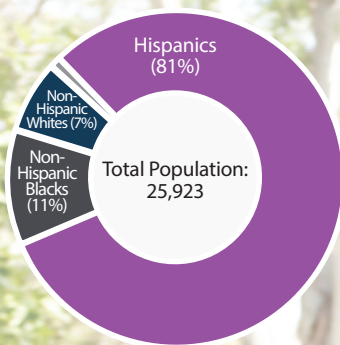
The Near Northside Super Neighborhood is comprised of five complete census tracts and one partial census tract. As the boundaries of census tracts and that of a Super Neighborhood do not match perfectly, we have included those census tracts that have at least 50% of the population within the Super Neighborhood boundaries for analysis for this report.



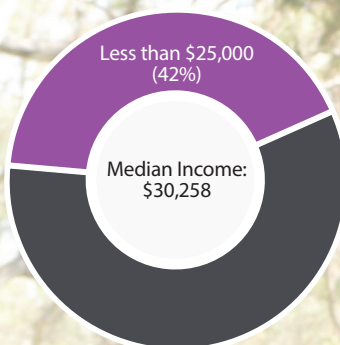
# Demographics

The total population of the Near Northside Super Neighborhood was 25,923 during 2012. The majority of the residents were Hispanic (81%) followed by Non-Hispanic Blacks (11%) and Non-Hispanic Whites (7%). More than two-fifths (42%) had an annual household income less than \$25,000 with a median income of \$30,258. By comparison, the median income for Houston in 2012 was \$44,648. Nearly half (45%) of those 25 years and older did not have a high school diploma. Of the 9,266 housing units, 13% were vacant. The unemployment rate was 7% during 2012 with 40% of the population not in labor force. Majority of adults (18-64 years) spoke Spanish (67.6%) at home followed by English (31.3%).

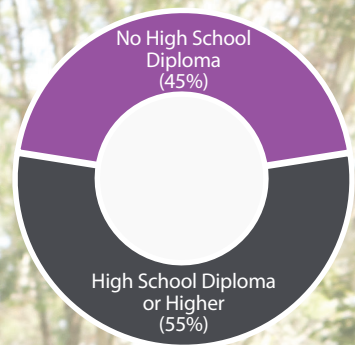
**Population**



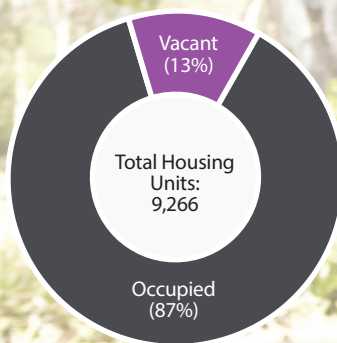
**Annual Household Income**



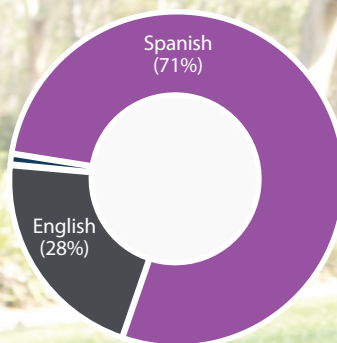
**Education (25 Years & Older)**



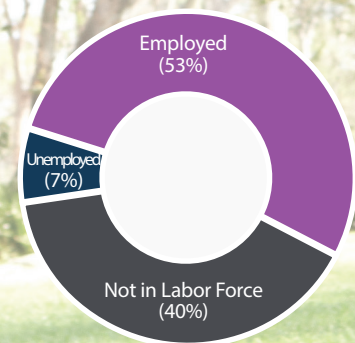
**Housing Units (17,012)**



**Language Spoken at Home**



**Unemployment**



**Source:**

*Your Super Neighborhood's Demographics, Land Use Map, and Resource Assessment.*

For more information on demographic information, please visit [http://www.houstontx.gov/planning/Demographics/docs\\_pdfs/SN/51\\_Northside\\_Village.pdf](http://www.houstontx.gov/planning/Demographics/docs_pdfs/SN/51_Northside_Village.pdf)













# Health Behaviors



# Smoking

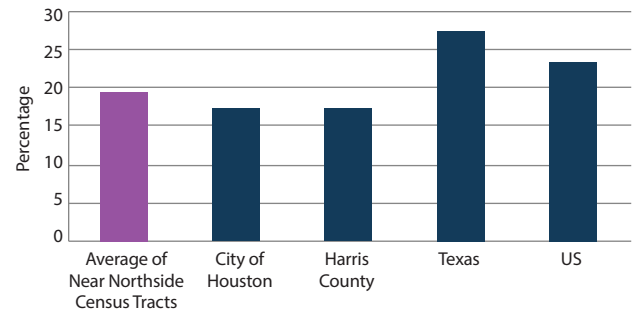
*This indicator refers to the percentage of adults who smoke cigarettes.*

## Why is this important?

Tobacco is the agent most responsible for preventable illness and death in America today. According to the Centers for Disease Control and Prevention, tobacco use leads to premature death for almost half a million Americans each year, and contributes to profound disability and pain in many others. The World Health Organization states that approximately one-third of all tobacco users in the US will die prematurely because of their dependence on tobacco. Areas with a high smoking prevalence also have greater exposure to secondhand smoke for non-smokers, which can cause or exacerbate a wide range of adverse health effects such as cancer, respiratory infections, and asthma.

During 2013-2014, the percentages of adults (18+), who currently smoked in the Near North neighborhood was higher (19.6%) than Houston (17.0%) and Harris County (17.3%). However, it was lower than Texas (27.5%) and the US (23.3%). The percentages ranged from 13.6% to 23.2% among the census tracts in the Near Northside. The Healthy People 2020 target is to reduce the proportion of adults aged 18 years and older who smoke cigarettes to 12.0%.

Adults Who Smoke



# Binge Drinking

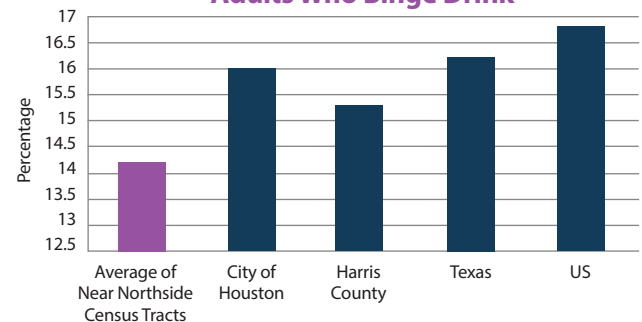
This indicator refers to the percentage of adults who reported binge drinking alcoholic beverages at least once during the 30 days prior to the survey. Male binge drinking is defined as five or more servings of alcoholic beverages on one occasion, and female binge drinking is four or more drinks on one occasion.

## Why is this important?

Binge drinking is a common pattern of excessive alcohol use in the United States. Binge drinking can be dangerous and may result in loss of sensory perception, vomiting and blackouts. The prevalence of binge drinking among men is twice that of women. In addition, it was found that binge drinkers are 14 times more likely to report alcohol-impaired driving than non-binge drinkers. Alcohol abuse is associated with a variety of negative health and safety outcomes including alcohol-related traffic accidents and other injuries, employment problems, legal difficulties, financial loss, family disputes and other interpersonal problems.

During 2013-2014, the percentage of adults (18+) who reported binge drinking in the Near Northside neighborhood was lower (14.2%) than Houston (16.0%), Harris County (15.3%), Texas (16.2%), and the US (16.8%). The percentage ranged from 12.6% to 16.2% in the census tracts in the Near Northside neighborhood. The Healthy People 2020 national health target is to reduce the proportion of adults aged 18 years and older engaging in binge drinking during the past 30 days to 24.4%, which has already been achieved in many states and counties including Harris County.

Adults Who Binge Drink







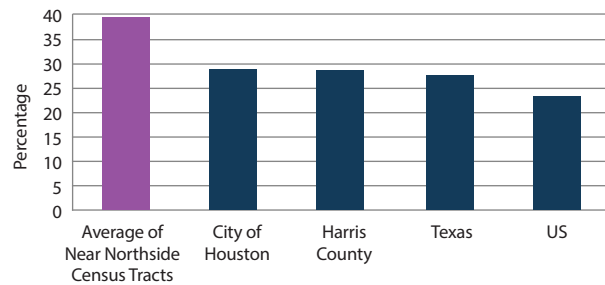
## No Leisure-Time Physical Activity

*This indicator refers to the percentage of adults who did not participate in any leisure-time activities (physical activities other than their regular job) during the past month.*

### Why is this important?

Adults who are sedentary (physically inactive) are at an increased risk of many serious health conditions. These conditions include obesity, heart disease, diabetes, colon cancer, and high blood pressure. In addition, physical activity improves mood and promotes healthy sleep patterns. The American College of Sports Medicine (ACSM) recommends that adults engage in moderate physical activity three to five times each week for 20 to 60 minutes at a time to improve cardiovascular fitness and body composition. The ACSM also recommends that you include strength and flexibility training in your exercise program. If you are not currently exercising, please consult your physician before beginning any exercise program.

### No Leisure Time Physical Activity



During 2013-2014, the percentage of adults who did not participate in any physical activities other than their regular job in Near Northside was higher (38.9%) than Houston (28.9%), Harris County (28.6%), Texas (27.5%), and the United States (23.3%). The percentages within Near Northside census tracts ranged from 29.1% to 45.9%.











# Health Outcomes



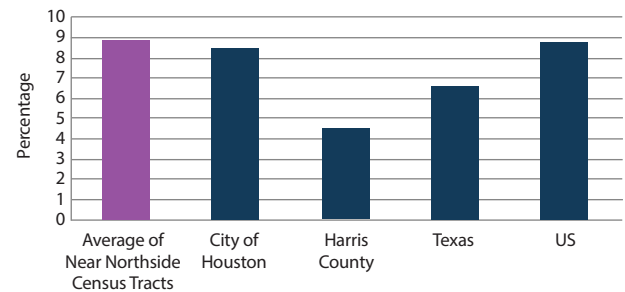
# Asthma

*This indicator shows the percentage of adults who have been told by a health care provider that they currently have asthma.*

## Why is this important?

Asthma is a condition in which a person's air passages become inflamed, and the narrowing of the respiratory passages makes it difficult to breathe. Asthma is one of the most common long-term diseases of children, but it also affects millions of adults nationwide. Symptoms can include tightness in the chest, coughing, and wheezing. These symptoms are often brought on by exposure to inhaled allergens, such as dust, pollen, mold, cigarette smoke, and animal dander, or by exertion and stress. Reducing exposure to poor housing conditions, traffic pollution, secondhand smoke and other factors impacting air quality can help prevent asthma and asthma attacks. There is no cure for asthma, but for most people, the symptoms can be managed through a combination of long-term medication strategies and short-term rapid symptom relievers. In some cases, however, asthma symptoms are severe enough to warrant hospitalization, and can result in death.

## Adults with Asthma



In 2013 to 2014, the percentage of adults with asthma was slightly higher (8.9%) in Near Northside than Houston (8.5%) and the United States (8.8%) and much higher than Harris County (4.6%) and Texas (6.6%). Across the Near Northside census tracts, the percentages ranged from 7.2% to 9.6%.





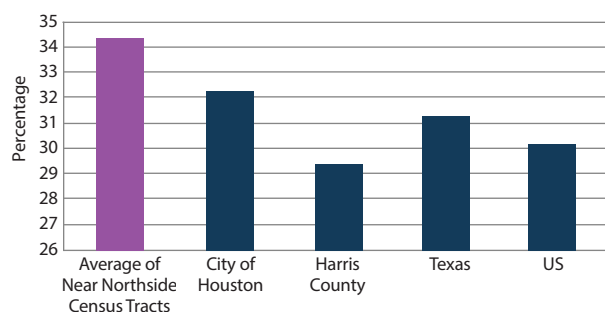
# High Blood Pressure

*This indicator refers to the percentage of adults who have been told by a health professional that they have high blood pressure. Normal blood pressure should be less than 120/80 mm Hg for adults. Blood pressure above 140/90 mm Hg or higher is considered high blood pressure or hypertension.*

## Why is this important?

High blood pressure is the number one modifiable risk factor for stroke. In addition to stroke, high blood pressure also contributes to heart attacks, heart failure, kidney failure, and atherosclerosis. The higher your blood pressure, the greater the risk for those conditions. In the United States, one in three adults has high blood pressure, and nearly one-third of these individuals are not aware that they have it. Because there are no symptoms associated with high blood pressure, it is often called the “silent killer.” The only way to tell if you have high blood pressure is to have your blood pressure checked. High blood pressure can occur in people of any age or sex; however, it is more common among those over age 35. It is particularly prevalent in African Americans, older adults, obese individuals, heavy drinkers, and women taking birth control pills. Blood pressure can be controlled through lifestyle changes, including eating a heart-healthy diet, limiting alcohol, avoiding tobacco, being at optimal weight, and staying physically active.

## Adults with High Blood Pressure



During 2013 to 2014, the percentage of adults with high blood pressure in Near Northside was higher (34.4%) than Houston (32.3%), Harris County (29.4%), Texas (31.3%) and the US (30.2%). The percentages ranged from 30.4% to 35.9% for the Near Northside census tracts. The Healthy People 2020 national health target is to reduce the proportion of adults aged 18 years and older with high blood pressure to 26.9%.





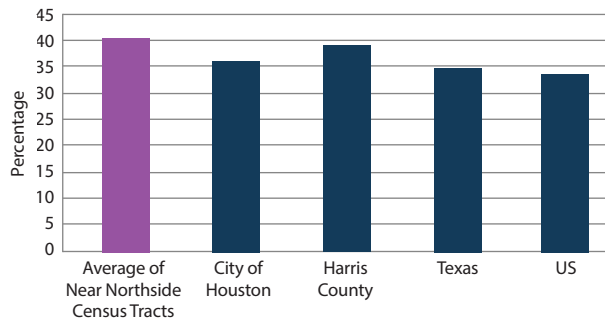
# High Cholesterol

*This indicator refers to the percentage of adults who have had their blood cholesterol checked and have been told by a health professional that it was high.*

## Why is this important?

According to the Centers for Disease Control and Prevention, about one in six adults have high blood cholesterol. High blood cholesterol is one of the major risk factors for heart disease. Studies show that the higher your blood cholesterol level, the greater your risks for developing heart disease or having a heart attack. Heart disease is the number one killer of men and women in the United States. High blood cholesterol does not cause symptoms, so it is important to find out what your cholesterol levels are. Lowering cholesterol levels decreases the risk for developing heart disease and reduces the chance of having a heart attack. Lowering high cholesterol levels is important for people of all ages, and for both men and women.

Adults with High Cholesterol



During 2013 to 2014, 40.4% of adults (18+) in the Near Northside neighborhood had high cholesterol as compared to Houston (36.9%), Harris County (38.4%), Texas (34.6%), and the US (33.2%). The percentages in Near Northside census tracts ranged from 38.9% to 43.1%. The Healthy People 2020 target is to reduce the proportion of adults aged 20 years and older with high cholesterol to 13.5%.









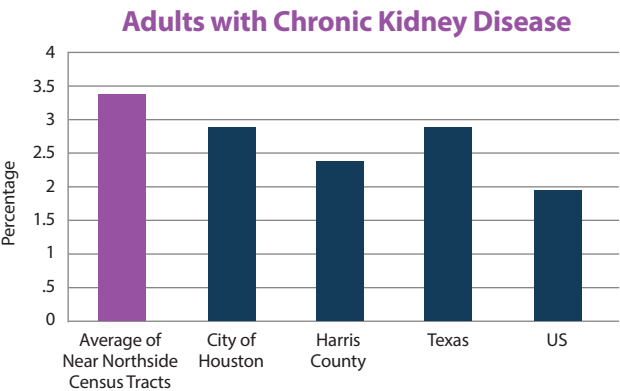
# Chronic Kidney Disease

*This indicator refers to the percentage of adults who have ever been told by a doctor they have kidney disease.*

## Why is this important?

Kidney disease is one of the top 10 leading causes of death in the United States. Kidney disease is most often caused by diabetes or high blood pressure, which slowly damages the blood vessels in the kidneys and decreases their ability to remove waste from the blood. According to the American Kidney Fund, it is estimated that 40% of people with diabetes will develop chronic kidney disease (CKD). CKD is more common among women, but men with CKD are 50% more likely to progress to kidney failure. The risk for kidney failure is also higher for some racial/ethnic groups, especially African Americans and Native Americans. Medicare expenditures for kidney failure account for about 6.7% of Medicare spending each year. For each kidney disease patient who does not progress to dialysis, Medicare savings are estimated at \$250,000.

In 2013 to 2014, the percentage of adults with chronic kidney disease in Near Northside was higher (3.4%) than Houston (2.9%), Harris County (2.4%), Texas (2.9%) and the US (2.6%). The percentages ranged from 3.0% to 3.7% across the Near Northside census tracts.







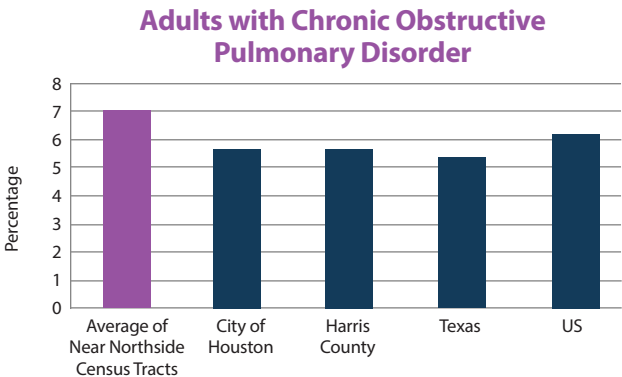
## Chronic Obstructive Pulmonary Disease

*This indicator refers to the percentage of adults who have ever been told by a doctor that they have chronic obstructive pulmonary disease (COPD), emphysema, or chronic bronchitis.*

### Why is this important?

Chronic obstructive pulmonary disease, or COPD, refers to a group of diseases that cause airflow blockage and breathing-related problems. COPD most commonly includes chronic bronchitis and emphysema and usually results from tobacco use, although it can also be a result of pollutants in the air, genetic factors, and respiratory infections. Common symptoms include shortness of breath, wheezing, and chronic cough. Although there is no cure for COPD, smoking cessation, medications, and therapy or surgery can help individuals manage their symptoms.

During 2013 to 2014, the average percentage of adults with COPD in the Near Northside was higher (7.0%) than Houston (5.7%), Harris County (5.7%), Texas (5.3%), and the US (6.1%). The percentages ranged from 5% to 8.7% across the Near Northside census tracts.





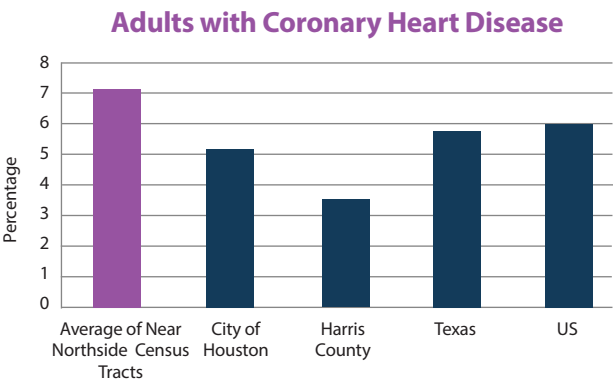
# Coronary Heart Disease

This indicator refers to the percentage of adults who have ever been told by a health care provider that they have coronary heart disease.

## Why is this important?

Cardiovascular diseases, including heart disease and stroke, account for more than one-third of all US deaths and are a leading cause of disability. Heart disease is a term that encompasses a variety of different diseases affecting the heart. The most common type in the United States is coronary artery disease, which can cause heart attack, angina, heart failure, and arrhythmias. There are many things people can do to reduce their risk for heart disease and stroke including avoiding tobacco use and excessive weight, being physically active, and consuming a heart-healthy diet. Controlling high blood pressure and cholesterol are also important prevention strategies. According to the Centers for Disease Control and Prevention (CDC), a 12-13 point reduction in systolic blood pressure can reduce heart disease risk by 21%, stroke risk by 37%, and risk for death from heart disease or stroke by 25%.

During 2013 to 2014, an average of 7.1% of the adults in the Near Northside neighborhood suffered from Coronary Heart Disease. This is higher than Houston (5.2%), Harris County (3.6%), Texas (5.8%), and the United States (6.0%). The percentages in Near Northside census tracts ranged from 6.1% to 8.6%.







## Stroke

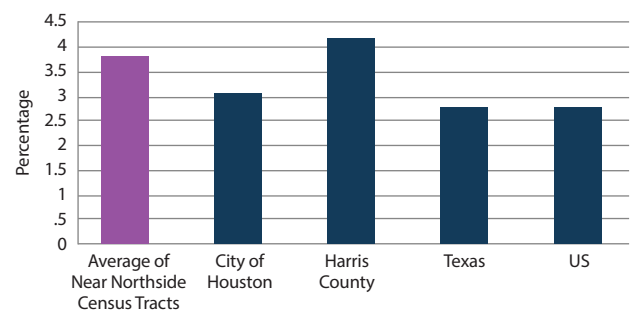
*This indicator refers to the percentage of adults who have ever been told by a health care provider that they had a stroke.*

### Why is this important?

Stroke is a disease that affects the arteries leading to and within the brain. It is the No. 5 cause of death and a leading cause of disability in the United States. A stroke occurs when a blood vessel carrying oxygen and nutrients to the brain is either blocked by a clot or ruptures. When that happens, part of the brain cannot get the blood (and oxygen) it needs, so it and brain cells can die. Strokes occur more frequently in individuals 65 years and older, African American males, and those with a family history of stroke. Up to 50% of all strokes are preventable. Some risk factors for stroke that can be controlled are high blood pressure, uncontrolled diabetes, high cholesterol, tobacco use, excessive alcohol intake and obesity.

During 2013 to 2014, the Near Northside area had a higher percentage (3.8%) of adults who were told that they had had a stroke than Houston (3.1%), Texas (2.8%) and the US (2.8%). However, the percentage was lower than Harris County (4.2%). The percentages ranged from 2.8% to 4.6% across the Near Northside census tracts.

**Stroke Among Adults**





# Poor Mental Health

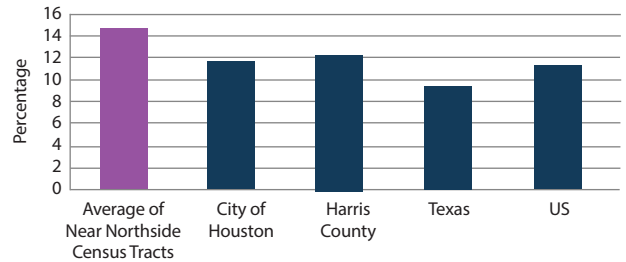
*This indicator refers to the percentage of adults who stated that their mental health was not good 14 or more days in the past month.*

## Why is this important?

Psychological distress can affect all aspects of our lives. It is important to recognize and address potential psychological issues before they become critical. Occasional down days are normal, but persistent mental/emotional health problems should be evaluated and treated by a qualified professional.

During 2013 to 2014, 14.3% of the adults in the Near Northside area struggled with mental health for 14 days or more. This percentage was greater than in Houston (11.7%), Harris County (12.2%), Texas (9.3%), and the US (11.5%). The percentages for Near Northside census tracts ranged from 10.1% to 16.9%.

## Adults with Poor Mental Health



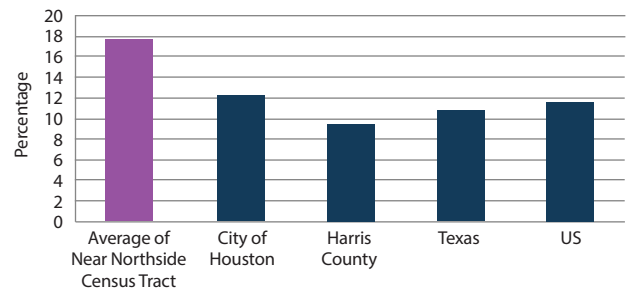
# Poor Physical Health for 14+ Days

*This indicator refers to the percentage of adults who stated that their physical health was not good 14 or more days in the past month.*

## Why is this important?

People's assessment of their physical health, which includes physical illness and injury, is a good measure of recent health. When people feel healthy they are more likely to feel happy and to participate in their community socially and economically. Areas with unhealthy populations lose productivity due to lost work time. Healthy residents are essential for creating a vibrant and successful community.

## Poor Physical Health for 14+ Days



During 2013 to 2014, the percentage of adults who stated that their physical health was not good 14 or more days in the past month was higher in the Near Northside area (17.6%) than Houston (12.3%), Harris County (9.5%), Texas (10.8%), and the US (11.6%). The percentages ranged from 12.2% to 22.3% across the Near Northside census tracts.



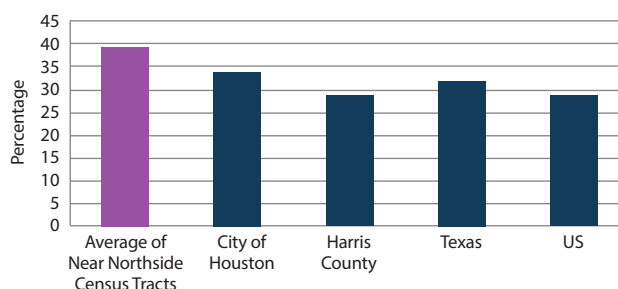
# Obesity

This indicator refers to the percentage of adults age 18 and older who are obese according to the Body Mass Index (BMI). The BMI is calculated by taking a person's weight and dividing it by their height squared. In metric units, this is  $BMI = \text{Weight (Kg)} / [\text{Height (m)}^2]$ . A BMI greater than or equal to 30 is considered obese.

## Why is this important?

The percentage of obese adults is an indicator of the overall health and lifestyle of a community. Obesity increases the risk of many diseases and health conditions, including heart disease, type 2 diabetes, cancer, hypertension, stroke, liver and gallbladder disease, respiratory problems, and osteoarthritis. Losing weight and maintaining a healthy weight help to prevent and control these diseases. Being obese also carries significant economic costs due to increased healthcare spending and lost earnings.

Obesity Among Adults



During 2013-2014, the percentage of adults (18+) that were obese in the Near Northside neighborhood (39.5%) was higher than Houston (33.6%), Harris County (28.2%), Texas (31.8%), and the US (28.7%). The percentages ranged from 32.8% to 43.9% in the census tracts for Near Northside. The Healthy People 2020 national health target is to reduce the proportion of adults aged 20 and older who are obese to 30.5%.









# Use of Preventive Services

A healthcare worker with dark hair in a ponytail, wearing light blue scrubs, is sitting on a beige couch. She is smiling and looking down at a patient's arm. The patient's arm is resting on the couch, and a black blood pressure cuff is wrapped around it. The healthcare worker's hands are positioned to take the blood pressure. The background shows a window with white blinds.



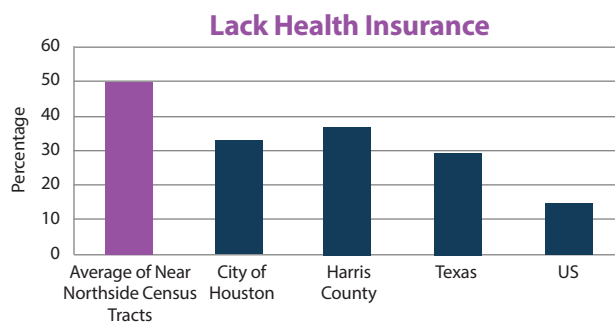
# Lack Health Insurance

This indicator shows the percentage of adults aged 18-64 that do not have any kind of health insurance coverage.

## Why is this important?

Medical costs in the United States can be extremely high, so people without health insurance may not be able to afford medical treatment or prescription drugs. They are also less likely to get routine checkups and screenings, so if they do become ill they will not seek treatment until the condition is more advanced and therefore more difficult and costly to treat. Many small businesses are unable to offer health insurance to employees due to rising health insurance premiums.

During 2013 to 2014, the Near Northside area had a higher percentage of adults without health insurance (49.8%) than Houston (33.2%), Harris County (36.9%), Texas (29.1%), and the US (14.9%). The percentages within Near Northside census tracts ranged from 34.3% to 59.6%.







## Receive Routine Checkups

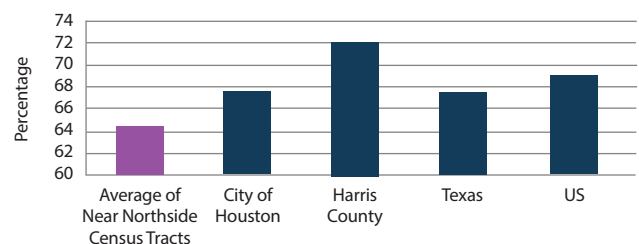
*This indicator refers to the percentage of adults that report having visited a doctor for a routine checkup within the past year.*

### Why is this important?

Routine checkups are integral to maintaining good health. Regular screenings and exams that take place during routine checkups can help diagnose problems before they begin or early on when chances for treatment and cure are better. Age, current health status, family history, lifestyle choices, and other important factors determine how frequently one should have a checkup and which screenings and tests should be taken. A checkup may include, but is not limited to, cholesterol screening, blood pressure screening, breast and cervical cancer screening for women, and prostate cancer screening for men.

During 2013 to 2014, the percentage of adults who received routine checkups in Near Northside area was lower (64.6%) than in Houston (67.4%), Harris County (71.9%), Texas (67.5%), and the United States (68.7%). The percentages across the Near Northside census tracts ranged from 62.1% to 67.7%.

### Adults Who Receive Routine Checkups



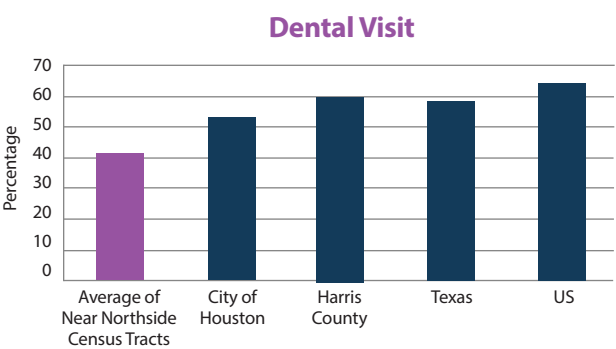


# Dental Visit

This indicator refers to the percentage of adults who have visited a dentist or dental clinic for any reason in the past year.

## Why is this important?

Oral health has been shown to impact overall health and well-being. According to the Centers for Disease Control and Prevention, nearly one-third of all adults in the United States have untreated tooth decay, or tooth caries, and one in seven adults aged 35 to 44 years old has periodontal (gum) disease. Given these serious health consequences, it is important to maintain good oral health. It is recommended that adults and children see a dentist on a regular basis. Professional dental care helps to maintain the overall health of the teeth and mouth, and provides for early detection of pre-cancerous or cancerous lesions. Maintaining good oral health by using preventive dental health services is one way to reduce oral diseases and disorders.



During 2013 to 2014, the percentage of adults who visited the dentist in the past year was lower (40.9%) in the Near Northside area than in Houston (53.3%), Harris County (59.6%), Texas (58.2%), and the US (64.1%). The percentages reporting having dental visits across Near Northside census tracts ranged from 31.4% to 57.1%.



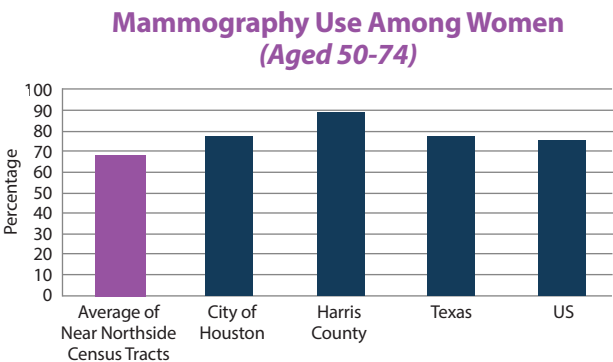


# Mammography Use

*This indicator refers to the percentage of women aged 50-74 who have had a mammogram in the past two years.*

## Why is this important?

A mammogram is an x-ray of the breast that can be used to detect changes in the breast such as tumors and calcifications. The test may be done for screening or for diagnostic purposes. A positive screening mammogram leads to further testing to determine if cancer is present. Mammograms may also be used to evaluate known cases of breast cancer. Although mammograms may not detect all cases of breast cancer, they have been shown to increase early detection, thus reducing deaths from breast cancer. The Centers for Disease Control and Prevention provides access to free or low-cost mammograms to low-income, uninsured and underserved women through the National Breast and Cervical Cancer Early Detection Program (NBCCEDP).



During 2013 to 2014, the percentage of women who received mammograms in the Near Northside area was lower (68.5%) than that for Houston (77.1%), Harris County (88.9%), Texas (76.9%) and the US (75.5%). The percentages of women who received mammograms in the Near Northside census tracts ranged from 63.9% to 73.6%.



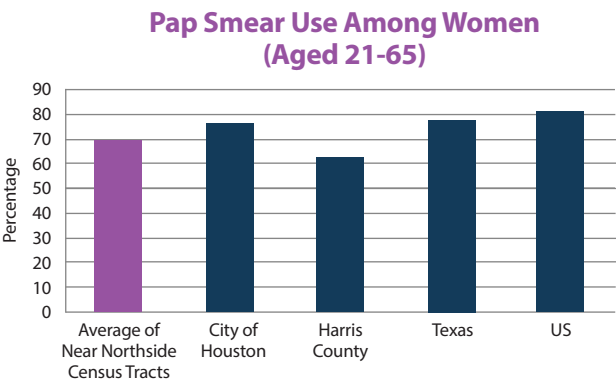


# Pap Smear Use

This indicator refers to the percentage of women aged 21-65 who have had a Pap smear in the past three years.

## Why is this important?

The Pap test, also known as a Pap or Pap smear, checks for changes in the cells of the cervix that can be early signs of cervical cancer. Cervical cancer is a common cancer that has a very high cure or remission rate when detected early. If Pap results are abnormal, further testing or treatment may be necessary. Many abnormalities resolve without leading to cancer. The American College of Obstetricians and Gynecologists recommends that all women age 21-29 have a Pap test every three years while women aged 30-65 should have a Pap test and an HPV test every five years or a Pap test alone every three years.



During 2013 to 2014, only 69.6% of the women in Near Northside received pap smears as compared to 76.2% of women in Houston, 77.9% in Texas, and 81.1% in the US. However, this rate was higher than that for women in Harris County (62.9%). The percentages across the census tracts in Near Northside ranged from 62.4% to 71.5%.







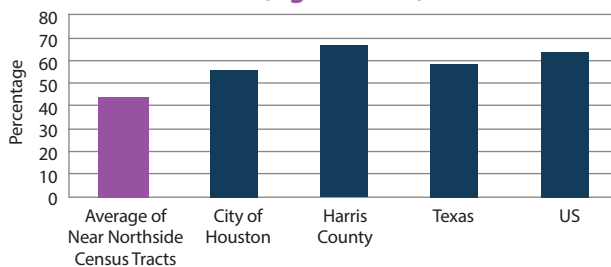
## Colon Cancer Screening

*This indicator refers to the percentage of respondents aged 50-75 who have had either a fecal occult blood test (FOBT) in the past year, a sigmoidoscopy in the past five years AND a fecal occult blood test in the past three years, or a colonoscopy exam in the past ten years.*

### Why is this important?

According to the Centers for Disease Control and Prevention (CDC), colorectal cancer—cancer of the colon or rectum—is one of the most commonly diagnosed cancers in the United States, and is the second leading cancer killer in the United States. The CDC estimates that if all adults aged 50 or older had regular screening tests for colon cancer, as many as 60% of the deaths from colorectal cancer could be prevented. Risks and benefits of using different screening methods, such as stool-based tests, sigmoidoscopies, and colonoscopies, vary. The US Preventive Service Task Force recommends that colorectal cancer screening begin at age 50 and continue until age 75. However, testing may need to begin earlier or be more frequent if colorectal cancer runs in the family, or if there is a previous diagnosis of inflammatory bowel disease. One should consult with a doctor about when to begin screening and how often to be tested.

**Colon Cancer Screening Among Adults (Aged 50-75)**



During 2013 to 2014, the percentage of adults, aged 50 to 75 years, who reported receiving recommended colon cancer screening in the Near Northside area was lower (43.3%) than that for Houston (55.7%), Harris County (67.2%), Texas (58.4%), and the US (64.0%). The percentages for the Near Northside census tracts ranged from 35.0% to 55.2%.









# Conclusions

- The rate of binge drinking among adults in Near Northside was lower than that for Houston, Harris County, Texas and the US. Smoking among residents of Near Northside was much lower than it was for Texas and the US, but higher than reported for residents of Houston and Harris County. Asthma rates were similar to those for Houston and the US, but higher than rates for Harris County and Texas.
- Unfortunately, the rates of high blood pressure, high cholesterol, diabetes, chronic kidney disease, COPD and coronary heart disease were higher among Near Northside residents than those for Houston, Harris County, Texas and the US. However, the reported rate for stroke was lower than that for Harris County, but higher than that for Houston, Texas and the US.
- Near Northside residents had significantly higher rates of no leisure time physical activity, obesity, poor mental and physical health and lack of health insurance compared to adults in Houston, Harris County, Texas and the US.
- Although residents in Near Northside reported accessing routine checkups at a similar rate than adults in Houston, Texas and the US, their percentage was lower than that for Harris County. They also reported lower percentages for dental checkups, mammograms and colorectal cancer screenings. However, Pap testing rates were higher than that for Harris County, and lower than the rate for Houston, Texas and the US.

*Photo by Adrianna Blair*





## Technical Notes

The census tract level estimates for the given indicators were averaged. Also, we have included the estimates for the census tracts that have the smallest and largest values. Those values are compared with city, county, state and US values. This report also presents the Healthy People 2020 target for the given indicator when available. The estimates presented here are model-based estimates developed by CDC's 500 Cities Project. More information on methods are available at <https://www.cdc.gov/500cities>

## Data Sources

1. CDC 500 Cities Project (<https://www.cdc.gov/500cities/>)
2. Houston State of Health (<http://www.houstonstateofhealth.com/>)
3. Healthy People 2020 (<https://www.healthypeople.gov/>)

## Limitations

All data presented in this report are model-based estimates that reflect the statistically expected prevalence of each measure. These small area estimates may underestimate some areas with high prevalence or overestimate some areas with low prevalence. Because the small area model cannot detect effects because of local interventions, users are cautioned against using these estimates for program or policy evaluations.

## Prepared by

The Director's Office, Houston Health Department  
8000 N. Stadium Drive, Houston, TX 77054  
832.393.5056

*Photo by Adrianna Blair*









**HOUSTON HEALTH**  
DEPARTMENT

8000 N Stadium Drive | Houston, TX 77054  
832.393.5056 | [www.houstontx.gov/health](http://www.houstontx.gov/health)