



## Minimum Standards for Residential Pool/Spa Plan Submission

1. Submit plans through online service ProjectDox.
2. Submit a plot survey that includes the address and the entire fence line highlighted.
3. Highlight the location of gates for primary pool yard enclosure. Chapter 43, Section 43-33 of the City of Houston Code of Ordinances mandates that all gates must be "self-closing" and "self-latching," meaning that all gates will automatically close and latch without human or electrical power after it has been opened. Enclosures for pools must be separate and gates installed that intersect driveways are prohibited. Driveway gates, garages, carports are prohibited from being used as part of pool enclosure.
4. Show pool construction company/contractor on each page of plans.
5. Provide name and address of pool owner on each page of plans.
6. Specify the color of the plaster on sides and bottom of pools and spas. Selected plaster color should be a color that will ensure an eight-inch black disk placed on the floor of the deepest part is visible.
7. Specify the filter type(s).
8. Specify backwash through p-trap to sanitary sewer for all diatomaceous earth (DE) and high-rate sand (HRS) filters.
9. All skimmers must be shown on plan.
10. Indicate chlorination or sanitation system.
11. All main drains must be ANSI/APSP/ICC-16 2017 (VGB compliant). This rating must be shown on plans.
12. Specify pump horsepower and/or flow rates if known.
13. Specify the type of backflow prevention device on pool fill line (6-inch or greater air gap, check valve on water to cutoff valve, or siphon breaking valve downstream to cutoff valve).
14. Show the hose bib(s) in pool area. Specify backflow prevention for hoses in pool area.
15. Provide fence and gate details (drawings) for all types of fencing to be used (wood, wrought iron, CMU, etc.).
16. All plans must provide pool measurements including total gallons for each pool/spa.

Note: Plan review fees are subject to change per residential pool. Plans are reviewed on Tuesday and Thursday after 1:30pm. If you have any questions regarding plan review please call (832) 394-8848. For additional information regarding online plan submittal, please visit the website at:

[www.houstonpermittingcenter.org/our-services/eservices](http://www.houstonpermittingcenter.org/our-services/eservices)

Rev06142021





## Wrought Iron Fence & Gate


### Details:

Self-Closing & Self Latching Gate

2" X 2" Posts

1/2" X 1/2" X 4' Pickets

1" X 1" Stringers



1. Pool to be fenced in accordance to the current International Residential Code
2. No opening or gaps greater than four inches in either direction
3. Gate/Doors must be self-closing & self latching with latches in upper quarter of door.



## Wood Fence & Gate

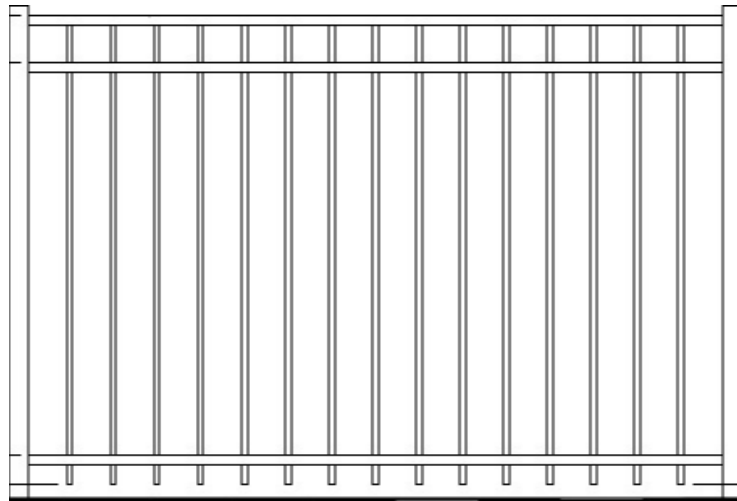
### Details:

Self-Closing & Self Latching Gate

4" X 4" Treated Posts

6" X 6" Cedar Pickets

2" X 4" Treated Stringers



1. Pool to be fenced in accordance to the current International Residential Code
2. No opening or gaps greater than four inches in either direction
3. Gate/Doors must be self-closing & self latching with latches in upper quarter of door.

Rev06142021





## CMU Block Fence/Wall & Gate

### Details:

Self-Closing & Self Latching Gate


10" X 18" Cement

Footer 3/8" rebar

4' O.C. both ways

8" w X 6' CMU block

3" Galvanized pipe



1. Pool to be fenced in accordance to the current International Residential Code
2. No opening or gaps greater than four inches in either direction
3. Gate/Doors must be self-closing & self latching with latches in upper quarter of door.

Rev06142021

